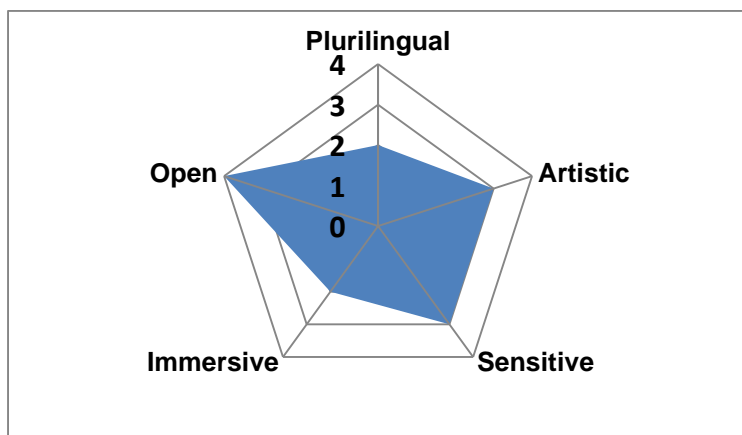


Five senses in EOL: language-sensitive environments

How to develop a language-sensitive environment step-by-step

This tool gives you five entry points for setting up language-sensitive environments. For each entry point you will find examples to help you progress step-by-step towards your goals. These steps correspond to 4 levels:

1. Beginner	2. Intermediate	3. Advanced	4. Expert
-------------	-----------------	-------------	-----------



Do not hesitate to use a diagram to get an overview of the potential for progress in your school.

Towards plurilingual school development



Examples

<ul style="list-style-type: none"> Use all taught language in the school's display Make an exhibition on multilingualism 	<ul style="list-style-type: none"> Give students the opportunity to contribute to more inclusive school communication regarding the cultural and linguistic diversity of the school community 	<ul style="list-style-type: none"> Share cultural and sport events with the parents and use these as opportunities to value the linguistic diversity within the school community 	<ul style="list-style-type: none"> Take the chance to widen the linguistic offer at the school through new language classes, multilingual projects, intercomprehension activities, etc.
--	--	---	--

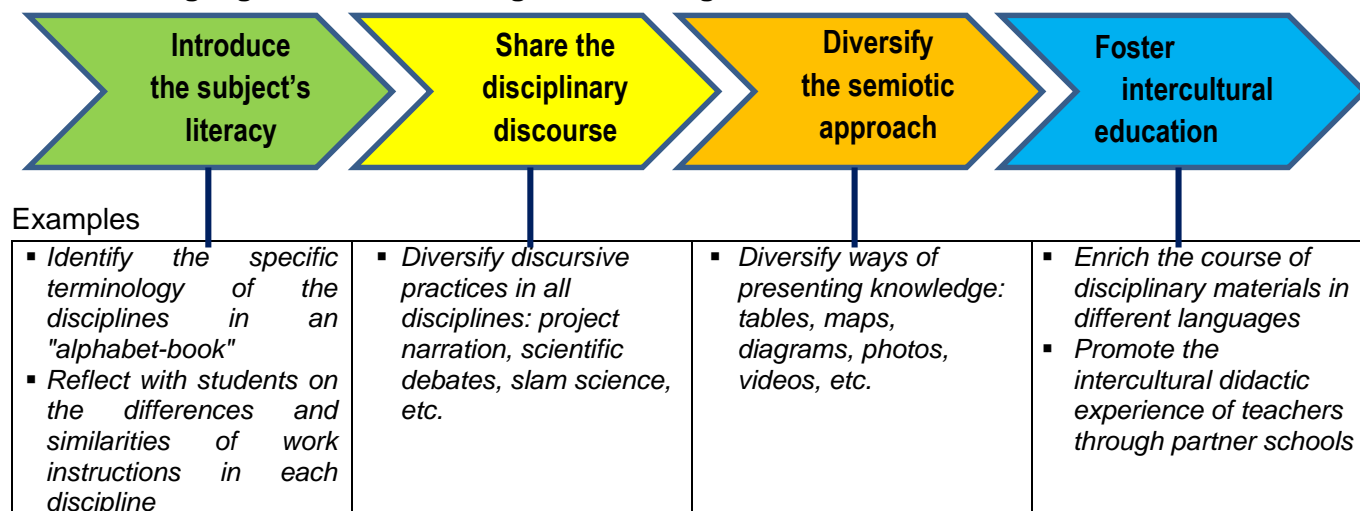
Towards an artistic approach in language class



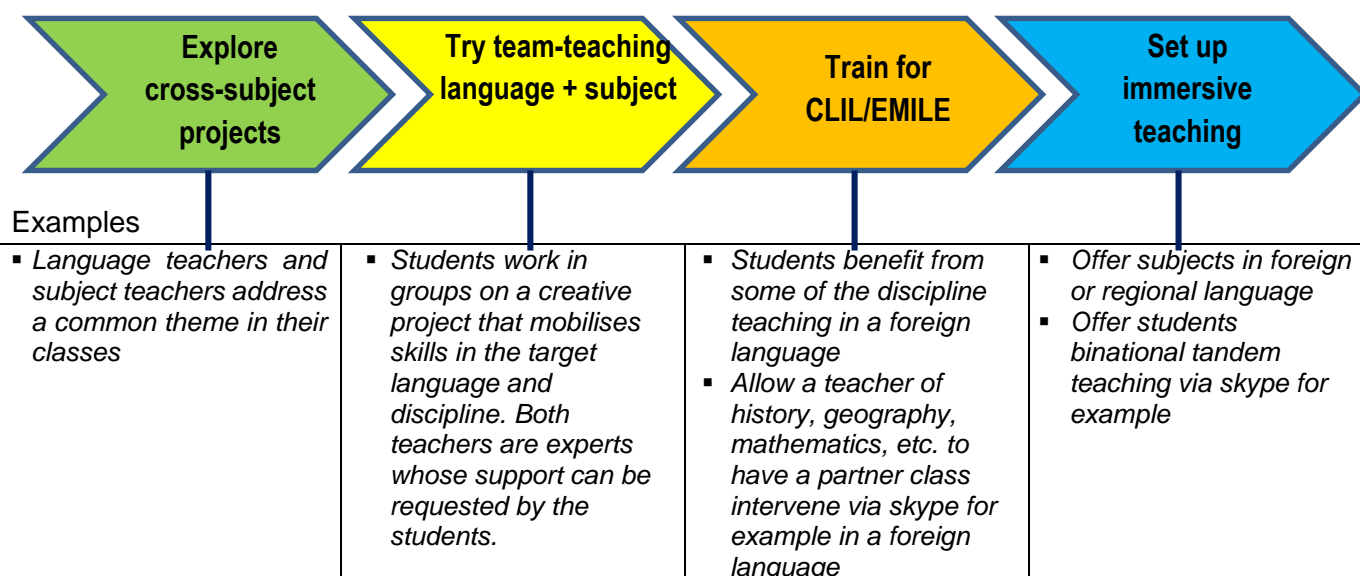
Examples

<ul style="list-style-type: none"> Create a Kamishibai to tell a story Make an exhibition of photos that illustrate idiomatic expressions, etc. 	<ul style="list-style-type: none"> Have students perform public readings of excerpts from novels Use all spaces to display haiku or short poems in all languages taught 	<ul style="list-style-type: none"> Make dubbing of movie scenes Organise intercultural cinema-debate nights for the entire school community 	<ul style="list-style-type: none"> Make a video clip in flashmob mode from a song Set to music a poetic text, for example in the form of a slam
---	---	---	---

Towards language-sensitive learning and teaching



Towards immersive environments



Towards open linguistic landscapes

